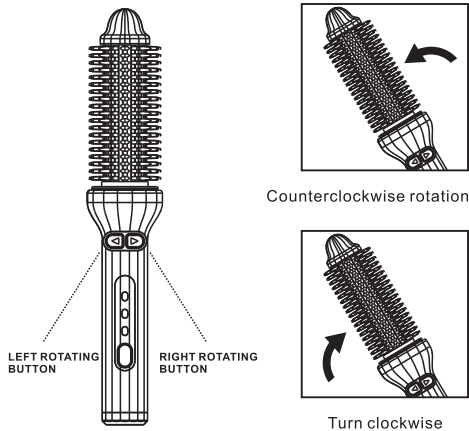


PROFESSIONAL  
AUTO-CURLING IRON

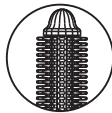
Patent No : 201930439273.X



AUTOMATIC ROTATION



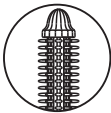
It takes only 2 seconds to turn on, and 5 seconds to turn off.  
Press the on/off Power button for 2 seconds , the blue light will flash to warm up.  
Short press the on/off button to choose the temperature 350/400/450°F you like. 30 seconds later, the appliance gets heat, and you can press left/right button to make your own curler hair styling.  
**DANGER:** Do not try to re-assemble the appliance by yourself.



30MM  
Long curly hair

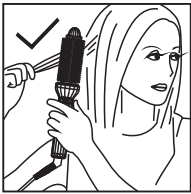


25MM  
Medium curly hair

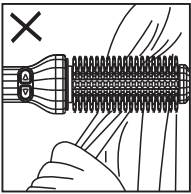


20MM  
Short curly hair

OPERATION METHOD




**STEP 1:** Place the curling iron on the middle part of your hair.



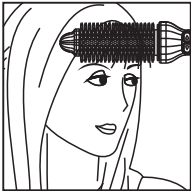
**NOTICE:** Do not cross the curls.



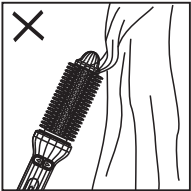
**STEP 2:** Grab a strand of hair and put it into the curling iron.



**STEP 3:** Press & hold the left/right button to rotate, stay on the hair for 2~10 seconds.

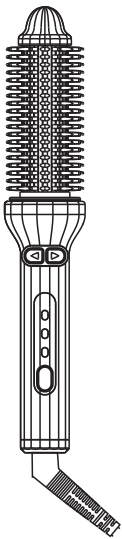


Air bangs can also be easily done.



**NOTICE:** Do not remove the curls obliquely.

PROFESSIONAL  
AUTO-CURLING IRON

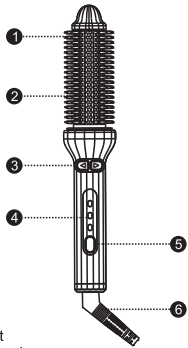


Patent No : 201930439273.X

PARTS INTRODUCTION

PARTS INTRODUCTION

- 1 Non-conductive top
- 2 Heating iron
- 3 left/right rotation button
- 4 Temperature display
- 5 ON/OFF switch
- 6 360° swivel power cord



INSTRUCTIONS

The appliance is with a golden section spacing comb and all combs are slidable, in order to avoid tangling & prevent damaging. You can enjoy your pleasant hair styling experience at home.

POWER CORD REPLACEMENT

If the power cord is damaged, you must contact our professional engineers to replace.

NON-SELF-RESETTING CIRCUIT BREAKERS

If non-self-resetting circuit breaking occurs, please contact our electronic technician or professional engineers to replace.

**WARNING:** Do not use appliance near water, no not use the appliance near bathtubs, showers, basins or other vessels containing water.



This symbol means do not use suitable for use in a bath or shower.



Do not dispose of electrical appliance as unsorted municipal waste use separate collection facilities.

Contact your local government for information regarding the collection systems available if the electrical appliances are disposed of in landfills or dumps, hazardous substances can leak into the groundwater and get into the food chain damaging your health and well-being.

CLEANING & MANTANIENCE

- 1. Please unplug the power cord and turn off the switch before cleaning.
- 2. Please have the heating plate cool down first before touch or clean the surface.
- 3. Wipe the surface of the appliance with a clean and slightly damp cloth.
- 4. Do not use irritating detergents or solvents. Do not immerse the device into water.
- 5. The appliance can not be modified or dismantled. If damaged or immersed into water, please consult the manufacturer or a professional engineer. Do not try to repair by yourself.

CAUTION

- 1. After turning most electrical equipment off, and keep them disconnected from the outlet, they are still electrically conductive.
- 2. After using it, please unplug the power cord, and turn the power switch off.
- 3. Keep electrical equipment in a safe, dry environment and please keep it away from children.
- 4. Do not use the appliance while showering. If the appliance accidentally falls into water or other liquid during operation, please unplug the power plug at the first time. Never attempt to retrieve the appliance from the water without disconnecting the outlet.

WARNING

- 1. Do not use the appliance when your hands are wet. Otherwise, power may be removed or a fire may occur due to a short circuit.
- 2. Not for commercial use. In addition, it should not be placed in a place that would be used by an unspecified number of people. Otherwise, the continuous load or overload may result in burns or fire.
- 3. Do not immerse the appliance into water.
- 4. Do not use the appliance while bathing or showering.

CAUTION

- 1. When the curling iron is used in a bathroom, unplug it after use since the proximity of water presents a hazard even when the hair curler is switched off.
- 2. For additional protection, the installation of a residual current device (RCD) having a rated residual operating current not exceeding 30mA is advisable in the electrical circuit supplying the bathroom. Ask your installer for advice.
- 3. This appliance can be used by children aged from 18 years and above and persons with reduced physical, sensory or mental capabilities or lack of experience and knowledge if they have been given supervision or instruction concerning use of the appliance in a safe way and understand the hazards involved. Children shall not play with the appliance. Cleaning and user maintenance shall not be made by children without supervision.
- 4. If the supply cord is damaged, it must be replaced by the manufacturer or its service agent or similarly qualified person in order to avoid hazard.
- 5. The curling iron electric power shall be applied with standard power socket. Please check the voltage before use and separate with other electric equipment.
- 6. Always ensure the voltage used is corresponds with that shown on the rating label.
- 7. Do not leave it unattended while it is working. After use, please unplug it from the socket.
- 8. If the appliance works abnormal, please stop using immediately. It can be used after professional people repair.
- 9. Avoid falling the curling iron or met strong crash. Do not use thinner, benzene or other solvents to clean it.
- 10. Do not use it near gas or other inflammable materials (such as benzene, paint thinner, sprays).
- 11. Do not use curling iron with wet hand. Do not use it near water or other place where has liquid. Do not store it in a place where it can fall in a liquid or with high wet.
- 12. Don't pull the cord forcibly, damage or refit the cord; please stop using the curling iron immediately if its cord is damaged, it must be replaced by the manufacturer, its service agent or similarly qualified person in order to avoid danger; never disassemble and repair the curling iron without authorization.
- 13. The curling iron is only for styling the human hair, don't use it for other purpose.

WARNINGS

- When the appliance is used in a bathroom, unplug it after use since the proximity of water presents a hazard even when the hairdryer is switched off.
- For additional protection, the installation of a residual current device (RCD) having a rated residual operating current not exceeding 30 mA is advisable in the electrical circuit supplying the bathroom. Ask your installer for advice.
- WARNING Do not use this appliance near bathtubs, showers, basins or other vessels containing water.
- Burn hazard. Keep appliance out of reach from young children, particularly during use and cool down.
- When the appliance is connected to the power supply, never leave it unattended.
- Always place the appliance with the stand, if any, on a heat-resistant, stable flat surface.
- If the supply cord is damaged, it must be replaced by the manufacturer, its service agent or similarly qualified persons in order to avoid a hazard.

PRODUCT PARAMETERS

Power:55W  
Voltage:100-240V  
Frequency:50-60Hz