

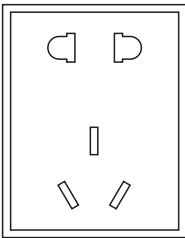
HAIRDRESSING SPLINT

Patent No:202130284890.4



POWER SUPPLY MODE

The Power Supply Socket



Five Temperature Levels

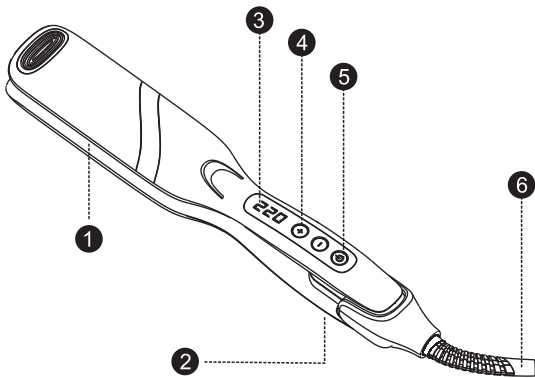
Temperature Guide
1 Speed : 140°C / 284°F
2 Speed : 160°C / 320°F
3 Speed : 180°C / 356°F
4 Speed : 200°C / 392°F
5 Speed : 220°C / 428°F

Steps For Usage

1. Take out the hairdresser first
2. Plug the power cord into the power outlet
3. The hairdresser can be used after heating up
4. Open the splint lock
5. Choose the right temperature
6. Please unplug the power cord after use



PARTS INTRUCTION



- 1 Straight Hair Splint

2 Splint Lock

3 Temperature Display
- 4 Temperature Button

5 Switch Button

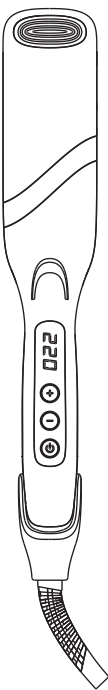
6 Power Cord

INSTRUCTIONS

1. Plug in the power and press and hold the switch button for about 2 seconds to turn on
2. The default is 180 degrees after booting
3. Use the plus and minus buttons to select the appropriate temperature
4. Press and hold the switch button for about 2 seconds to shut down

HAIRDRESSING SPLINT

Product Manual



Please Read Carefully Before Using

USAGE METHOD




THE FIRST STEP

Grab a wisp of hair, clamp it by the hair straightener.



THE SECOND STEP

Your hair should stop on the straightener for 2~10 seconds.



THE THIRD STEP

Vertically slow down pull the hair curler to hair ends and let slip.

WARNING

1. Do not use the appliance when your hands are wet. Otherwise, the power may be cut off or a fire may break out Due to short circuit.
2. Not for commercial use. Moreover, it should not be placed in one place Used by an unspecified number of people. Otherwise, Continuous load or overload can cause burns or fire.
3. Do not immerse the appliance in water.
4. Do not use this appliance when bathing or showering.
5. This product is not suitable for children over 8 years old A person who is physical, sensory, or spiritual Ability to degrade or lack experience and knowledge To be supervised or directed in its use Use electrical appliances safely and with caution The dangers.
7. Children are not allowed to carry out cleaning and maintenance There is no supervision. The danger of burning. Keep equipment Out of the reach of small children. Especially during use and cooling
8. Do not leave the equipment unattended while it is running.

WARNING: Do not use appliance near water, no not use the appliance near bathtubs, showers, basins or other vessels containing water.



Do not use this appliance near bathtubs, showers, basins or other vessels containing water.

Contact your local government for information regarding the collection systems available if the electrical appliances are disposed of in landfills or dumps, hazardous substances can leak into the groundwater and get into the food chain damaging your health and well-being.

CLEANSING & PROTECTION

1. Please turn off the switch before cleaning.
2. Please have the heating plate cool down first before touch or clean the surface.
3. Wipe the surface of the appliance with a clean and slightly damp cloth.
4. Do not use irritating detergents or solvents. Do not immerse the device into water.
5. The appliance can not be modified or dismantled. If damaged or immersed into water, please consult the manufacturer or a professional engineer. Do not try to repair by yourself.

WASTE TREATMENT



Information on the disposal for Waste Electrical & Electronic Equipment (WEEE) This symbol on the products and accompanying documents means that used electrical and electronic products should not be mixed with general household waste. For proper disposal for treatment, recovery and recycling, please take these products to designated collection points where they will be accepted on a free of charge basis. In some countries you may be able to return your products to your local retailer upon the purchase of a new product. Disposing of this product correctly will help you save valuable resources and prevent any possible effects on human health and the environment, which could otherwise arise from inappropriate waste handling. Please contact your local authority for further details of yournearest collection point for WEEE.

WARNINGS

--When the appliance is used in a bathroom, unplug it after use since the proximity of water presents a hazard even when the hairdryer is switched off.

--For additional protection, the installation of a residual current device (RCD) having a rated residual operating current not exceeding 30 mA is advisable in the electrical circuit supplying the bathroom. Ask your installer for advice.

--WARNING Do not use this appliance near bathtubs, showers, basins or other vessels containing water.

--Burn hazard. Keep appliance out of reach from young children, particularly during use and cool down.

--When the appliance is connected to the power supply, never leave it unattended.

--Always place the appliance with the stand, if any, on a heat-resistant, stable flat surface.

--If the supply cord is damaged, it must be replaced by the manufacturer, its service agent or similarly qualified persons in order to avoid a hazard.

PRODUCT PARAMETERS

Power:75W
Voltage:110-220V
Frequency:50-60Hz