

HAIRDRESSING SPLINT

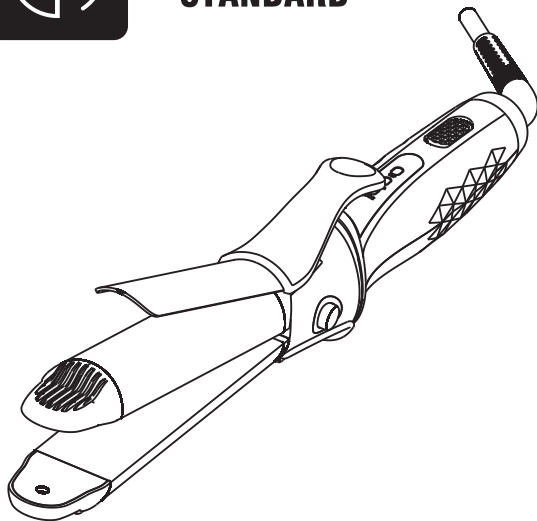
PATEMT NO: 202130114165.2



REPLACE THE SPLINT



EU/US/ UK
STANDARD

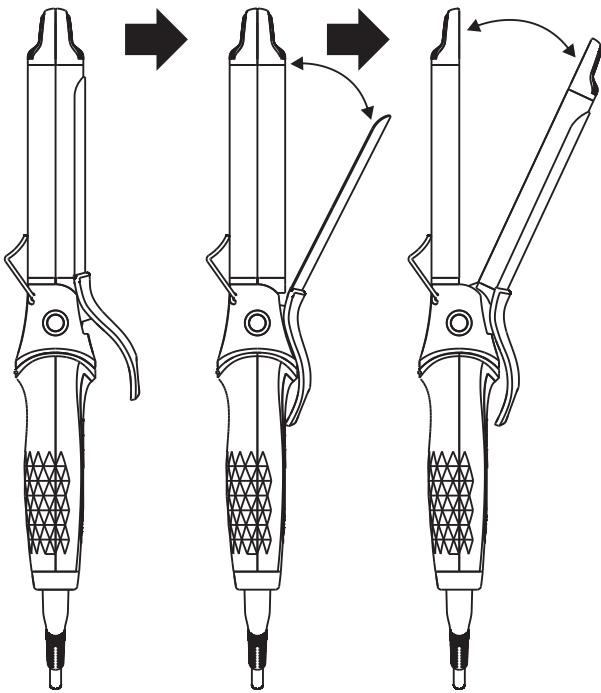


Recommended temperature
for different hair types

Fine hair can be 180°C
the first gear.

Coarse and stiff hair can choose
the second grade 200°C

HOW TO USE

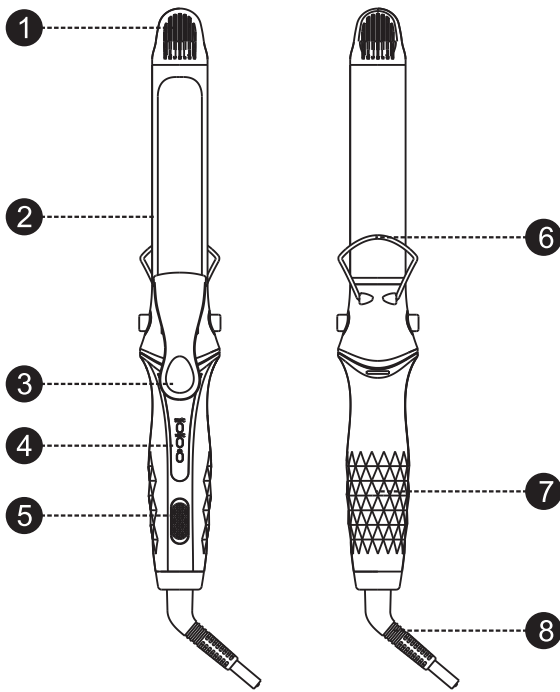


Temperature Guide

1 Speed : 180°C / 356°F
2 Speed : 200°C / 392°F

TWO Temperature Levels

PARTS INTRUCTION



- 1 Anti-scalding head

2 Febrile body

3 Open clamp

4 Indicator light
- 5 Switch

6 Stands

7 Non-slip handle

8 360° Power cord

HAIRDRESSING SPLINT

Product Manual



Please Read Carefully Before Using

CURLY HAIR



STEP-1

Grab a wisp of hair,
clamp it by the hair
straightener.



STEP-2

Your hair should stop
on the straightener for
2~10 seconds.



STEP-3

Slowly remove the
hairdresser
Finish the look.

STRAIGHT HAIR



STEP-1

Your hair should stop
on the straightener for
2~5 seconds.



STEP-2

Vertically slow down
pull the hair curler to
hair ends and let slip.

INSTRUCTIONS

1. Plug in the power and turn on the hairdresser.
2. The default value is 180°CAfter startup.
3. Select the appropriate temperature by pushing the switch.
4. Push down to turn off the hairdresser.

CLEANSING & PROTECTION

1. Please turn off the switch before cleaning.
2. Please have the equipment cooling down first before touching or cleaning the surface
3. Wipe the surface of the appliance with a clean and slightly damp cloth.
4. Do not use irritating detergents or solvents. Do not immerse the device into water.
5. The appliance can not be modified or dismantled. If damaged or immersed into water, please consult the manufacturer or a professional engineer. Do not try to repair by yourself.

WASTE TREATMENT

Information on the disposal for Waste Electrical & Electronic Equipment (WEEE) This symbol on the products and accompanying documents means that used electrical and electronic products should not be mixed with general household waste. For proper disposal for treatment, recovery and recycling, please take these products to designated collection points where they will be accepted on a free of charge basis. In some countries you may be able to return your products to your local retailer upon the purchase of a new product. Disposing of this product correctly will help you save valuable resources and prevent any possible effects on human health and the environment, which could otherwise arise from inappropriate waste handling. Please contact your local authority for further details of yournearest collection point for WEEE.

WARNING

1. Do not use the appliance when your hands are wet. Otherwise, the power may be cut off or a fire may break out Due to short circuit.
2. Not for commercial use. Moreover, it should not be placed in one place Used by an unspecified number of people. Otherwise, Continuous load or overload can cause burns or fire.
3. Do not immerse the appliance in water.
4. Do not use this appliance when bathing or showering.
- 5.This appliance is not intended for use by persons (including children) with reduced physical, sensory or mental capabilities, or lack of experience and knowledge, unless they have been given supervision or instruction concerning use of the appliance by a person responsible for their safety.
- 6.Children should be supervised to ensure that they do not play with the appliance.
- 7.The appliance must only be supplied at safety voltage corresponding to the marking on the appliance.
8. After using the equipment, unplug the power plug, because even if the equipment is turned off, the nearby water is dangerous.



WARNING: Do not use appliance near water, no not use the appliance near bathtubs, showers, basins or other vessels containing water.

Contact your local government for information regarding the collection systems available if the electrical appliances are disposed of in landfills or dumps, hazardous substances can leak into the groundwater and get into the food chain damaging your health and well-being.

WARNING

- When the appliance is used in a bathroom, unplug it after use since the proximity of water presents a hazard even when the hairdryer is switched off.
- For additional protection, the installation of a residual current device (RCD) having a rated residual operating current not exceeding 30 mA is advisable in the electrical circuit supplying the bathroom. Ask your installer for advice.
- WARNING Do not use this appliance near bathtubs, showers, basins or other vessels containing water.
- Burn hazard. Keep appliance out of reach from young children, particularly during use and cool down.
- When the appliance is connected to the power supply, never leave it unattended.
- Always place the appliance with the stand, if any, on a heat-resistant, stable flat surface.
- If the supply cord is damaged, it must be replaced by the manufacturer, its service agent or similarly qualified persons in order to avoid a hazard.

PRODUCT PARAMETERS

Power:50W
Voltage:110V
Frequency:60Hz